



UTAH FOOD BANK

# Annual Report



**2023 - 2024**



# UTAH FOOD BANK



**Ginette Bott**  
President & CEO



**Aimee Botelho**  
CHRO



**Kent Liston**  
CFO



**Scoot Woodhead**  
COO

## President & CEO Message

As we enter 2025, we reflect on Utah Food Bank's remarkable 120-year journey. What began as the Salt Lake Charity Association in 1904 has evolved into a statewide mission of *Fighting Hunger Statewide*, serving all 29 counties in Utah. Over the years, we've provided more than **one billion meals** — a powerful testament to the enduring strength of community support.

Last year brought significant challenges to many Utahns, including a persistent struggle for financial stability. Unfortunately, families are still facing impossible choices: prioritizing rent over groceries, delaying essential medical care, or cutting other necessities just to make ends meet. For many, a single unexpected expense can trigger a crisis. Individuals, families, and seniors who never expected to face food insecurity are turning to us for help, highlighting the precarious reality so many Utahns face.

Hunger does not have a single face or reside in one place—it exists across all 29 Utah counties. Every day, we encounter the many faces of hunger, each with a unique story of resilience, gratitude, and hope. From the quiet streets of Hurricane Valley to the bustling avenues of Salt Lake City, these stories inspire and drive our mission forward.

To better serve the rising demand, we are proud to announce that all Utah Food Bank locations are now operational following our extensive, multi-pronged expansion project! Over the past three years, we have expanded, built, or purchased a total of seven facilities to more efficiently and effectively fight hunger across the state.

- **Salt Lake City:** Our 26,000-square-foot west wing expansion has increased our warehouse space and enables us to host large-scale volunteer projects.
- **St. George:** Our Southern Distribution Center has doubled in size to better serve the southern Utah region.
- **Springville:** The 77,000-square-foot Timpanogos Distribution Center is fully operational to serve the needs of central Utah and Utah County.
- **Blanding:** Our Southeastern Distribution Center, an 18,000-square-foot facility with attached pantry, is open and serving San Juan County and the Navajo Nation.

Additionally, we are thrilled to introduce three new Utah Food Bank-owned and operated food pantries located in Montezuma Creek, Monument Valley, and Hurricane.



Every contribution—whether food, time, or money—nourishes both bodies and hearts. Together, we are building a brighter, healthier future for all Utahns. Thank you for being an essential part of journey of service and for helping us continue *Fighting Hunger Statewide*.

# Year-End Snapshot: 2024



**415,000**  
Utahns facing hunger

Including  
**1 in 6**  
Children



**Mobile  
School  
Pantry**

served 456,087 clients at 72 sites

**441,471**

meals served  
through our  
Kids Cafe Program



**Mobile Pantries**  
served  
**753,574**  
Clients

**536** Mobile Pantry  
distributions  
at **42** sites



**43,340**

boxes delivered to homebound seniors & people with disabilities



**182,549**

volunteer hours served  
=  
88 full time employees

**13,809,885 million**

pounds of fresh produce distributed



**\$1**

donated

=

**\$7.80**

worth of goods & services

**270**

**Partner agencies**



**96 cents of every dollar** donated went to hungry Utahns

**755,764**

miles traveled by UFB fleet (=30x around the equator)



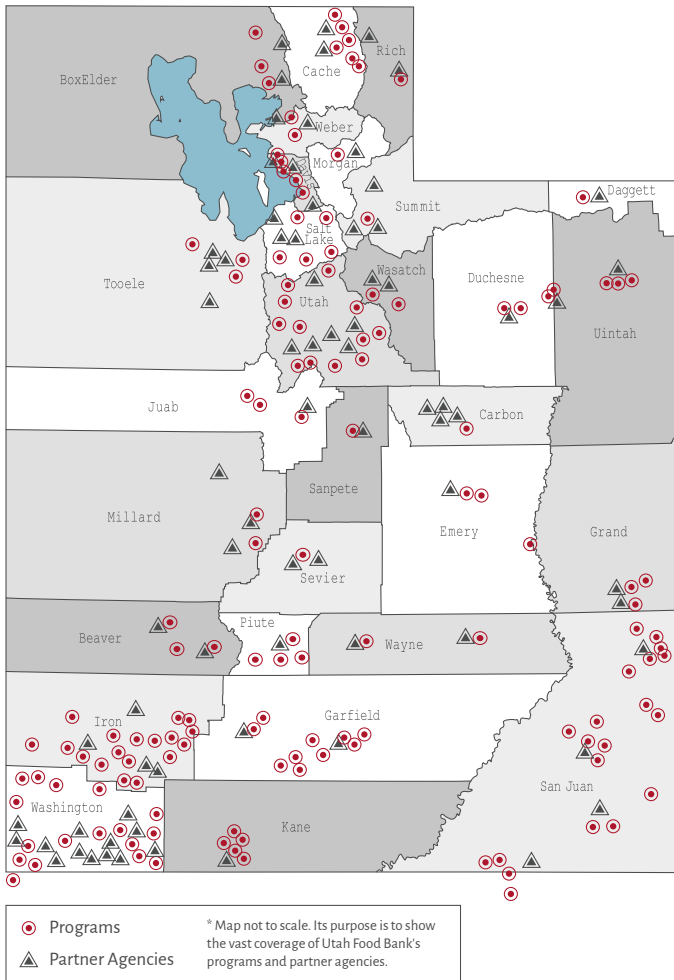
**65.5 MILLION** pounds of food distributed

=

**54.6 MILLION** meals distributed



# Food Distribution Map



# Faces of Hunger: The Blackhorses

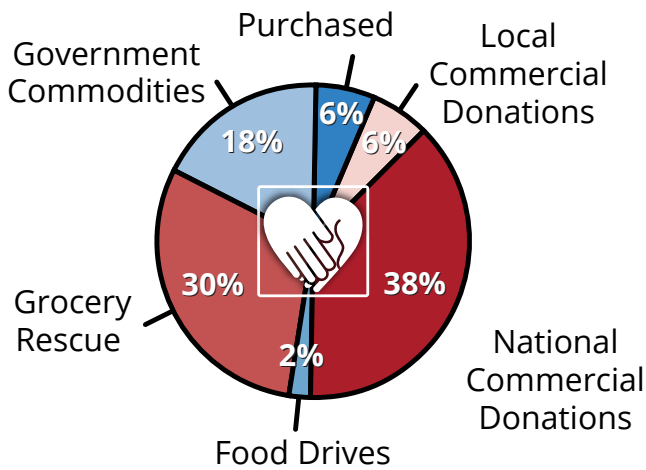
Over a decade ago, Anita Blackhorse and her husband made the difficult decision to leave the Navajo Nation in search of hope and better opportunities. Their journey was far from easy—they lived in their car just to stay on the Wasatch Front. Despite these hardships, Anita dedicates her time to helping others. When she isn't assisting her daughter Sina in raising her three young grandsons, she volunteers at a local food pantry, doing what she can to express her sincere gratitude.

After leaving an abusive relationship, Sina (Anita's daughter) is now raising her three children as a single mother and has been able to access and utilize community resources when unexpected expenses strain her food budget. Her dedication to providing her sons with nutritious meals underscores her resolve to secure a brighter future for her family.

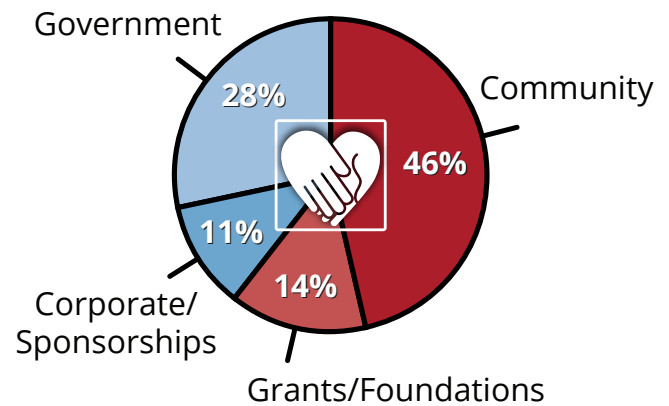
Anita and Sina's stories remind us why our mission of *Fighting Hunger Statewide* is so vital. By addressing food insecurity and supporting families like the Blackhorses, Utah Food Bank plays a pivotal role in helping individuals and communities thrive for generations to come.



## Where do we get our food?



## Where do we get our money?



# Financial

Utah Food Bank  
Statement of Activities  
Year Ended June 30, 2024  
(with comparative totals for 2023)

	Without Donor Restrictions	With Donor Restrictions	Total 2024	Total 2023
Public Support and Revenues				
In-Kind Support				
Food	\$ 125,500,894	\$ -	\$ 125,500,894	\$ 112,538,412
Other supplies and equipment	197,132	-	197,132	191,913
Total in-kind support	125,698,026	-	125,698,026	112,730,325
Direct Contributions				
Special events	747,501	-	747,501	409,206
Less cost of direct benefit to donors	(306,600)	-	(306,600)	(229,231)
Net special events revenue	440,901	-	440,901	179,975
Contributions	16,642,291	154,986	16,797,277	20,321,056
Grants	10,528,855	-	10,528,855	7,850,839
Net assets released from restrictions	179,903	(179,903)	-	-
Total direct contributions	27,791,950	(24,917)	27,767,033	28,351,870
Revenues				
Government contracts	3,632,672	-	3,632,672	3,066,052
Net investment return	1,549,798	-	1,549,798	804,613
Other	199,625	-	199,625	126,233
Total revenues	5,382,095	-	5,382,095	3,996,898
Total public support and revenues	158,872,071	(24,917)	158,847,154	145,079,093
Program Expenses				
Statewide food distribution	132,715,295	-	132,715,295	123,408,514
Direct food programs	6,737,762	-	6,737,762	3,954,837
Pantry operations	1,989,920	-	1,989,920	-
Total program expenses	141,442,977	-	141,442,977	127,363,351
Support Expenses				
Development	2,779,334	-	2,779,334	2,402,022
Management and general	3,621,319	-	3,621,319	3,174,186
Total support expenses	6,400,653	-	6,400,653	5,576,208
Total expenses	147,843,630	-	147,843,630	132,939,559
Change in Net Assets	11,028,441	(24,917)	11,003,524	12,139,534
Net Assets, Beginning of Year	85,402,573	179,903	85,582,476	73,442,942
Net Assets, End of Year	\$ 96,431,014	\$ 154,986	\$ 96,586,000	\$ 85,582,476

# Leadership

## Executive Team

Ginette Bott  
*President & CEO*

Aimee Botelho  
*Chief Human Resource Officer*

Kent Liston  
*Chief Financial Officer*

Scott Woodhead  
*Chief Operations Officers*

## Board of Directors

Matt Bloye - *Chair*  
Jarrod Hunt - *Vice Chair*  
Linda Ashton  
David Damschen  
Tony Dayish  
Shaysee Dennis  
Zach England  
A. Blake Green  
Don Ipson  
Peter Hoj  
Mark Ludwig  
Alejandro Puy  
Colin Quincy  
Genevieve Spackman  
Howard Stoker  
Lisa Thaller  
Katelyn Thompson  
Nathan Wilkey

## Governance Committee

Matt Bloye - *Chair*  
Jarrod Hunt - *Vice Chair*  
Shaysee Dennis - *Finance Chair*  
Jarrod Hunt - *Operations Chair*  
Linda Ashton - *At-Large*  
Howard Stoker - *At-Large*  
Colin Quincy - *At-Large*  
Katelyn Thompson

## Finance Committee

Shaysee Dennis - *Chair*  
Trent Erickson  
Mark Ludwig  
Colin Quincy  
Art Smith

## Operations Committee

Jarrod Hunt - *Chair*  
TJ England  
Jay Peppinger  
Scott Saxton  
Justin Suttelmyre  
Daniel Tea  
Anthony Walvoort

## Information Security Sub-Committee

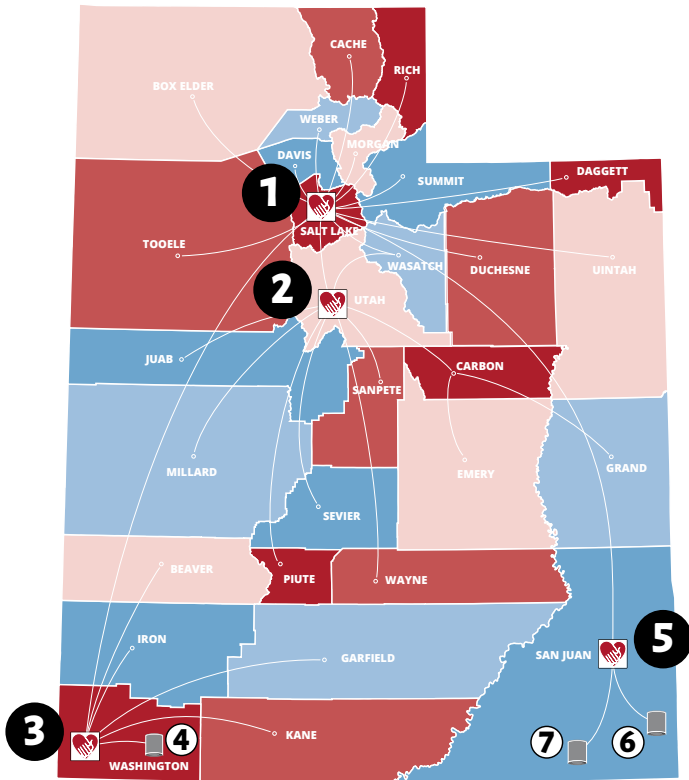
Matt Hillary  
Troy Rydman  
Jeff West  
Nathan Wilkey  
Gary Eckman



*Thank you for your support!*



*Utah Food Bank provides equal employment opportunities to all employees and applicants for employment and prohibits discrimination and harassment of any type without regard to race, color, religion, age, sex, national origin, disability status, genetics, protected veteran status, sexual orientation, gender identity or expression, or any other characteristic protected by federal, state or local laws.*



- 1 Utah Food Bank Main:**  
Salt Lake City
- 2 Utah Food Bank Timpanogos Distribution Center:**  
Springville
- 3 Utah Food Bank Southern Distribution Center:**  
St. George
- 4 Utah Food Bank Hurricane Valley Food Pantry:**  
Hurricane
- 5 Utah Food Bank Southeastern Distribution Center:**  
Blanding
- 6 Utah Food Bank Montezuma Creek Food Pantry:**  
Montezuma Creek
- 7 Utah Food Bank Monument Valley Food Pantry:**  
Monument Valley

# Food Bank Facts

Servings Per Year: 54.6 million meals

Servings Weight: 65.5 million pounds

Avg. Cost Per Meal in Utah **\$3.79**

% of Total

## Food Collection Sources

National Commercial Donations	<b>38%</b>
Grocery Rescue	<b>30%</b>
Government Commodities	<b>18%</b>
Local Commercial Donations	<b>6%</b>
Purchased	<b>6%</b>
Food Drives	<b>2%</b>

## Funding Sources

Community	<b>46%</b>
Government	<b>28%</b>
Grants/Foundation	<b>14%</b>
Corporate/Sponsorships	<b>11%</b>

## General Information

Counties Served	<b>29</b>
Partner Agencies	<b>270</b>
Volunteer Hours Served	<b>182,549</b>
Miles Traveled	<b>755,764</b>

**UFB Values:** Dignity, Hope, Community, Compassion, Integrity, Transparency, Respect, Vision, Stewardship, Partnership, Open Communication, Teamwork, Creativity.



UtahFoodBank.org • 801-978-2452 • 3150 S 900 W, Salt Lake City, UT 84119



@UtahFoodBank

