



UTAH FOOD BANK

MEMBER OF
FEEDING
AMERICA



FIGHTING HUNGER
STATEWIDE

ANNUAL REPORT

2021 - 2022



UTAH FOOD BANK

President & CEO Message



Ginette Bott
President & CEO



Kent Liston
CFO (July–February)



Jennifer Pratt
CFO (April–Present)



Scott Woodhead
COO

This year was a transformative one. As we all continued to reel from the pandemic, now in its third year, supply chain disruptions, labor shortages, and increasing costs brought new and unexpected challenges. Utah Food Bank continued to see elevated need throughout the state coupled with formidable increases in our food and fuel costs.

These circumstances forced a drastic retooling of Utah Food Bank's vision of the future. They required that we take a hard look at our distribution model and realize that serving our growing population one truck at a time was no longer possible. With this understanding, we laid the groundwork for a multi-pronged expansion project to better serve Utahns experiencing hunger. This project includes an expansion of both our Salt Lake and St. George facilities, a new warehouse in Springville, a warehouse and pantry in Blanding, and two food pantries on the Navajo Nation. This year marked the beginning of these projects, and we hope that within the next two fiscal years our expanded footprint will increase efficiencies and enhance services across the state.

While this year started to look a bit more like pre-pandemic life, with volunteers back in our building and most of our events back on the calendar, we are still unsure what the future will bring for Utahns facing hunger. Your ongoing support is as appreciated now as it ever has been and will be crucial as we move forward with a new vision for *Fighting Hunger Statewide*.

Year-End Snapshot

Utah Food Bank continues to expand as we strive to meet the needs of people facing hunger across Utah. It's an enormous endeavor, requiring the generosity, support and dedication of many individuals and organizations. Here is just a snapshot of what fiscal year 2022 looked like for us.



289,000

Utahns facing hunger

including **1 in**
9 children



**Mobile
School
Pantries**

served 284,181 clients at 67 sites

477,703

dinners served
through our
Kids Cafe Program



Mobile Pantries
served
851,573 Clients

898 Mobile Pantry
distributions
at **36** sites



44,678

Food Box Program
boxes delivered
to seniors & people
with disabilities



156,656

Volunteer Hours Served

=

**75 full time
employees**

12,449,656

pounds of fresh
produce
distributed



\$1 = \$9.04

donated

worth of goods
& services

230

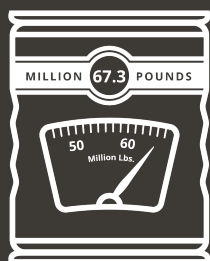
Partner agencies



**97 cents of
every dollar
donated went to
hungry Utahns**

591,204

miles traveled by UFB fleet
(= 24x around the equator)



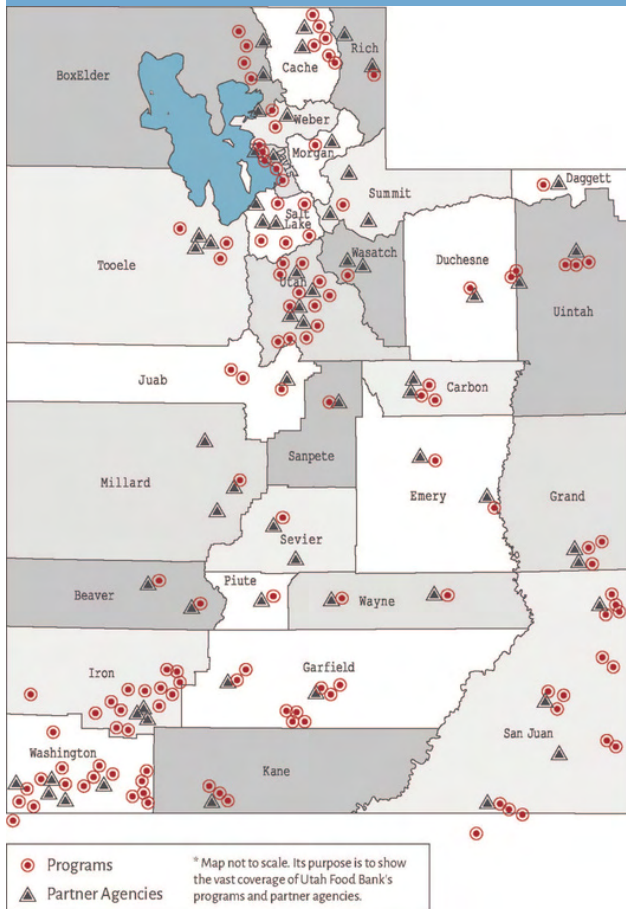
67.3
MILLION
pounds of food
distributed

=

56.1
MILLION
meals
distributed



Food Distribution Sites



The Face of Hunger



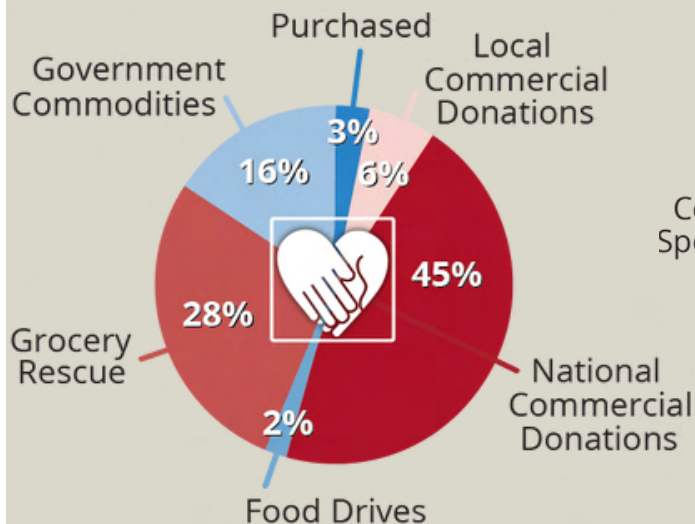
Scarlet and her mom, Susan, are at a mobile pantry on a windy Tuesday. Susan is a single mom with three children, including Scarlett, a 5-year-old son and an 11-year-old daughter.

"This helps in 800 different ways," she says. "The kids usually have breakfast and lunch at school but don't during the summer." Susan was working as a survivors advocate but recently lost her job. She's hoping to get a new position quickly, but in the meantime, the summer meals are helping fill the gap.

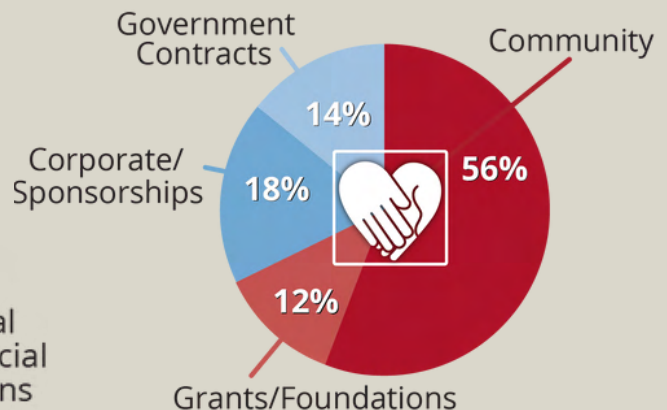
"Just having this takes the pressure off my shoulders, even for a minute. We fall into that middle ground where I was making just too much for assistance but still struggling," she says.

Scarlet loves hanging out with her friends at the site – and her mom uses that time to apply for jobs. "At least they have this one meal," Susan says as Scarlet bounds back up to the picnic table with an apple, giggling and goofing off. "Look at those little happy food dances," Susan says as Scarlet hops around. "Oh my goodness, that's nice to see."

Where do we get our food?



Where do we get our money?



Financials

Utah Food Bank
Statement of Activities
Year Ended June 30, 2022
(with summarized comparative financial information for 2021)

	Without Donor Restrictions	With Donor Restrictions	Total 2022	Total 2021
Public Support and Revenues				
In-Kind Support				
Food	\$ 119,758,477	\$ -	\$ 119,758,477	\$ 116,923,511
Other supplies and equipment	140,229	-	140,229	111,620
Total in-kind support	119,898,706	-	119,898,706	117,035,131
Direct Contributions				
Special events	309,204	-	309,204	278,202
Less cost of direct benefit to donors	(166,041)	-	(166,041)	(102,922)
Net special events revenue	143,163	-	143,163	175,280
Contributions	27,130,933	473,158	27,604,091	25,034,844
Grants	3,152,404	-	3,152,404	7,767,172
United Way	25,157	-	25,157	28,406
Net assets released from restrictions	577,643	(577,643)	-	-
Total direct contributions	31,029,300	(104,485)	30,924,815	33,005,702
Revenues				
Government contracts	4,032,477	-	4,032,477	4,211,691
Net investment return	(158,223)	-	(158,223)	50,490
Forgiveness of Paycheck Protection Program loan	-	-	-	1,181,739
Other	214,256	-	214,256	43,691
Total revenues	4,088,510	-	4,088,510	5,487,611
Total public support and revenues	155,016,516	(104,485)	154,912,031	155,528,444
Program Expenses				
Statewide food distribution	128,906,224	-	128,906,224	125,241,980
Direct food programs	3,135,287	-	3,135,287	3,347,363
Total program expenses	132,041,511	-	132,041,511	128,589,343
Support Expenses				
Development	2,118,988	-	2,118,988	2,035,900
Management and general	2,899,631	-	2,899,631	2,457,583
Total support expenses	5,018,619	-	5,018,619	4,493,483
Total expenses	137,060,130	-	137,060,130	133,082,826
Change in Net Assets	17,956,386	(104,485)	17,851,901	22,445,618
Net Assets, Beginning of Year	55,013,398	577,643	55,591,041	33,145,423
Net Assets, End of Year	\$ 72,969,784	\$ 473,158	\$ 73,442,942	\$ 55,591,041

Leadership

EXECUTIVE TEAM

Ginette Bott
President & CEO

Kent Liston
Chief Financial Officer
(July–February)

Jennifer Pratt
Chief Financial Officer
(April–Present)

Scott Woodhead
Chief Operations Officer

BOARD OF DIRECTORS

Zach England – Chair
Katelyn Thompson – Vice Chair
Michael Anglin
Linda Ashton
Matthew Bloye
Shaysee Dennis
Rick Foster
Jarrod Hunt
Don Ipson
Ron Jorgensen
Mark Ludwig
Aubriana Martindale
Genevieve Spackman
Howard Stoker
Mathew Thomas
Nathan Wilkey

GOVERNANCE COMMITTEE

Zach England– Chair
Katelyn Thompson – Vice Chair
Howard Stoker – Previous Chair
Shaysee Dennis – Finance Chair
Michael Anglin – Operations Chair
Linda Ashton – At-Large
Matthew Bloye – At-Large

FINANCE COMMITTEE

Shaysee Dennis - Chair
Trent Erickson
Mark Ludwig
Colin Quincy
Art Smith
Shawn Packard

OPERATIONS COMMITTEE

Michael Anglin - Chair
TJ England
Jay Peppinger
Scott Saxton
Justin Suttlemyre
Daniel Tea

INFORMATION SECURITY COMMITTEE

Matt Hillary
Troy Rydman
Jeff West
Nathan Wilkey

Thank you for your support!

Utah Food Bank provides equal employment opportunities to all employees and applicants for employment and prohibits discrimination and harassment of any type without regard to race, color, religion, age, sex, national origin, disability status, genetics, protected veteran status, sexual orientation, gender identity or expression, or any other characteristic protected by federal, state or local laws.

Food Bank Facts

Servings Per Year: 56.1 million meals

Servings Weight: 67.3 million pounds

Avg. Cost Per Meal in Utah **\$2.99**

% of Total

Food Collection Sources

National Commercial Donations	45%
Grocery Rescue	28%
Government Commodities	16%
Local Commercial Donations	6%
Purchased	3%
Food Drives	2%

Funding Sources

Community	56%
Corporate/Sponsorships	18%
Government Contracts	14%
Grants/Foundations	12%

General Information

Counties Served	29
Partner Agencies	230
Volunteer Hours Served	156,656
Miles Traveled	591,204

UFB Values: Dignity, Hope, Community, Compassion, Integrity, Transparency, Respect, Vision, Stewardship, Partnership, Open Communication, Teamwork, Creativity.



UTAH FOOD BANK

**3150 S. 900 W.
Salt Lake City, UT 84119
801-978-2452**

INGREDIENTS:

- Feed Utah
- Night at the Warehouse Gala
- Summer Business Food & Fund Drive
- Driving Out Hunger
- Hunger Action Month
- Utah Human Race
- Holiday Food & Fund Drive



**FEEDING
AMERICA**

UtahFoodBank.org · Facebook.com/UtahFoodBank
@UtahFoodBank · 2022